

s

a

t

p



i

n

m

d



g

o

c

k



ck

e

u

r



h

b

f

ff



L

ll

SS



j

v

w

x



y

z

zz

qu





ch

sh

th

ng



ai

ee

igh

oa

oo

ar

or

ur



ow

oi

ear

air



wre

er



st

nd

mp

nt



nk

ft

sk

lt



lp

lf

lk

pt





xt

tr

dr

gr



cr

br

sl

sp



st

fr

bl

fl



gl

pl

cl

tw



sm

pr

sc

sk



sn

nch

scr

shr



thr

str



ay

ou

ie

ea





oy

ir

ue

aw



wh

ph

ew

oe



au

ey

a \_ e

e \_ e



i\_e

o\_e

u\_e



**s**

**c**

**r**

**d**

**g**

**u**

**o**

**a**

**n**

**f**

**h**

**t**

**d**

**p**

**u**

**b**

**h**

**l**

**g**

**i**

**n**

**s**

**m**

**e**



**d**

**p**

**t**

**k**

**s**

**r**

**a**

**p**

**i**

**t**

**o**

**c**

**s**

**c**

**r**

**d**

**g**

**u**

**o**

**a**

**n**

**f**

**h**

**t**

**d**

**p**

**u**

**b**

**h**

**l**

**g**

**i**

**n**

**s**

**m**

**e**

**d**

**p**

**t**

**k**

**s**

**r**

**a**

**p**

**i**

**t**

**o**

**c**



ow

oa

er

ure

air

ch

ow

oa

er

ure

air

ch

v

er

z

x

sh

ow

v

er

z

x

sh

ow

or

oa

j

ure

air

oo

book

or

oa

j

wre

air

oo

book

qu

oi

y

igh

ch

ng

qu

oi

y

igh

ch

ng



w

zz

th

ur

ar

ear

w

zz

th

ur

ar

ear

er

w

ear

oo

moon

ee

ai

er

w

ear

oo

moon

ee

ai

v

oo  
moon

ng

or

ar

er

v

oo  
moon

ng

or

ar

er

ee

w

x

v

ure

igh

ee

w

x

v

ure

igh



ure

w

x

v

ow

igh

wre

w

x

v

ow

igh

j



v



w



x



y



z




zz



qu



ch



sh



th



ng



ai



ee



igh



oa



oo



oo



ar




or



ur



ow



oi



ear



air



ure



er



# My Phase 3 Sound Mat

u-e

e-e

ey

oe

wh

ue

u-e

e-e

ey

oe

wh

ue

a-e

ew ew

ew ew

ue

ou

ay

a-e

ew ew

ew ew

ue ue

ou ou

ay ay

u-e

o-e

i-e

au

aw

ir



u-e

o-e

i-e

au

aw

ir

o-e

ey

ph

ea

oy

ie

o-e

ey

ph

ea

oy

ie

u-e

u-e

e-e

a-e

o e

u e

u-e

u-e

e-e

a-e

o e

u e

i-e

au

ew

aw

ue

ou

i-e

au

ew

aw

ue

ou

u-e

oe

ew

wh

ir

ay



u-e

oe

ew

wh

ir

ay

u-e

o-e

i-e

a-e

au

ew

u-e

o-e

i-e

a-e

au

ew

# Phase 5 Sounds List

ay

wh

i-e

ou

ph

o-e

ie

ew

u-e

ea

ew

u-e

oy

oe

ir

au

ue

ey

ue

a-e



aw

e-e


















































# Nan


Overlap pages here



Overlap pages here



# Alien



s

a

t

p

i

n

m

d

g

o

c

k

ck

e

u

r

h

b

f

ff

l

ll

ss

j

v

w

x

y

z

zz

qu

ch

sh

th

ng

ai

ee

igh

oa

oo

ar

or

ur

ow

oi

er

ure

ay

ou

ie

ea

oy

ir

ue

aw

wh

ph

ew

oe

au

ey

a e

o e

u e

e e

i e

Empty rounded rectangular box for notes.

Empty rounded rectangular box for notes.

Empty rounded rectangular box for notes.

Empty rounded rectangular box for notes.

Empty rounded rectangular box for writing.

Empty rounded rectangular box for writing.

Empty rounded rectangular box for writing.

Empty rounded rectangular box for writing.



# Adult Teaching Suggestions

We hope you find these Pre-Key Stage Standard suggestions useful. Please be aware that the suggestions and resources mentioned are potential ways to check understanding relating to the relevant strands. Other resources may be needed in addition to those suggested.

## Strand A

**The pupil can say sounds for 40+ graphemes, including one grapheme for each of the 40+ phonemes.**

### Task

#### Activity Suggestion – Hide and Seek

Hide cards from the [Phase 2-5 Phoneme Flash Card Pack](#) around the learning environment (including outside if possible). Ask pupils to find them, bring them back to you and say the correct sound for that grapheme. Keep a record of the sounds that each pupil knows.

#### Activity Suggestion - Sound Bingo

Play the **Bingo Games** (as appropriate) with the pupils. Let them take turns to call out the sound cards and encourage them to match these to the corresponding letter (or photograph) on the boards. Keep a record of the sounds that each pupil knows.

#### Activity Suggestion - Name the Alien

Place the grapheme cards from the [Name the Alien Pack](#) face down. Ask the pupils to turn over one card and say that sound. Repeat this until all the cards have been turned over. Keep a record of the sounds that each pupil knows. Show the pupils one of the alien pictures and ask them to think of a simple name for that alien. Support them to spell the alien's name.